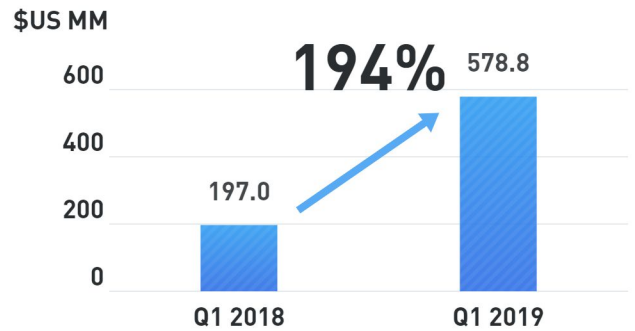




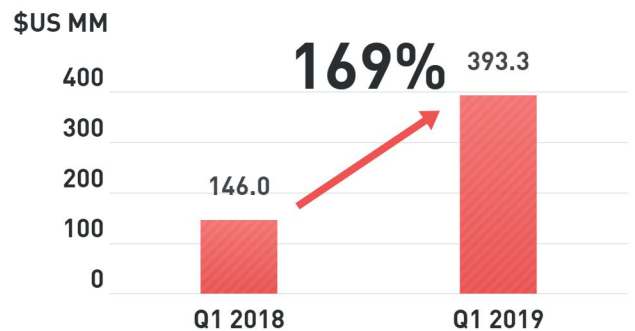
Sea Q1 2019 Earnings Update



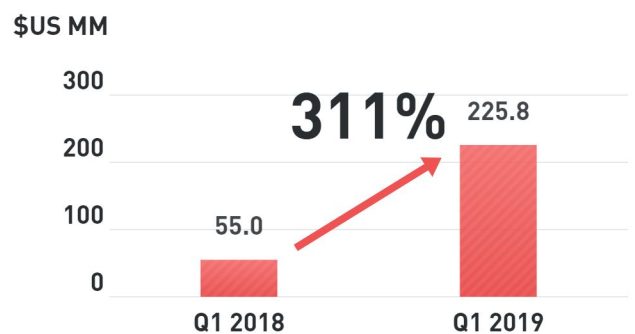
\$578.8 Million
Total Adjusted Revenue



\$393.3 Million
Adjusted Revenue



\$225.8 Million
Adjusted EBITDA



271.6 Million
Quarterly Active Users



114%
YoY Growth



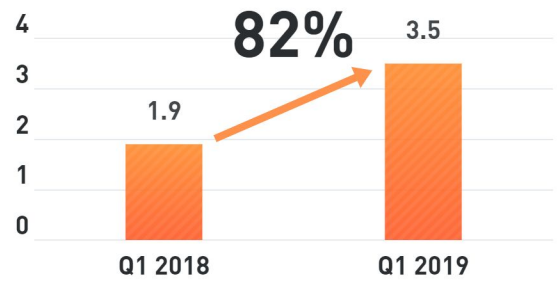
Over **50** Million
Latest Peak Daily Active Users

Over **450** Million
Latest Registered Users



\$3.5 Billion
Gross Merchandise Value

\$US BN



203.5 Million
Gross Orders

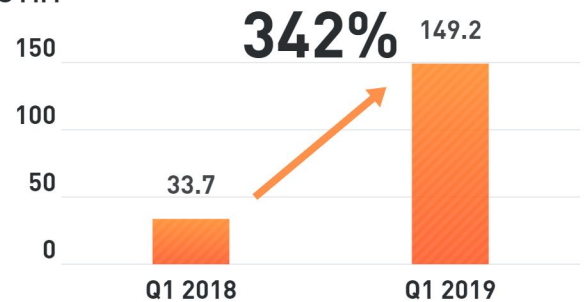


83%
YoY Growth



\$149.2 Million
Adjusted Revenue

\$US MM



4.2%
Sales & Marketing Expenses
as % of GMV

%

